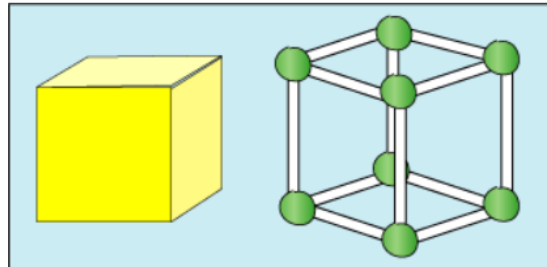




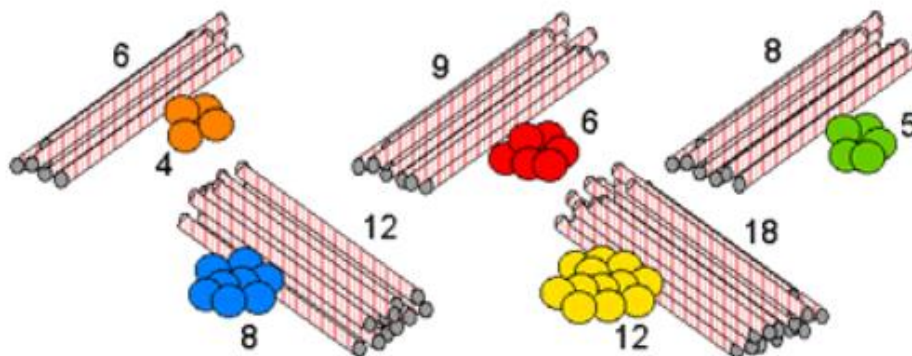
Year 2 Spring

Skeleton shapes are made with balls of modelling clay and straws. This shows a cube and a skeleton cube:

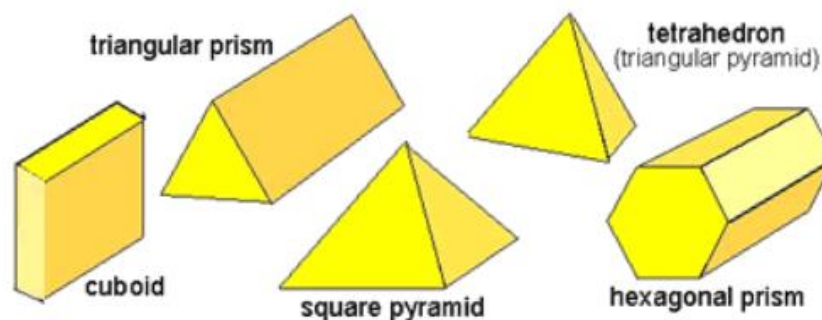


How many balls of modelling clay and how many straws does it take to make the cube?

Here are some piles of modelling clay balls and straws:



Look at the shapes below and decide which piles are needed to make a skeleton of each shape.



How do you know which piles go with which shape?



Challenge:

Here are four shadows created by four different 3D shapes (against a wall):
What could the 3D shapes be? How do you know?



