



Year 1 Autumn Geometry



Square



Triangle



Rectangle



Circle



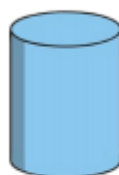
Pentagon



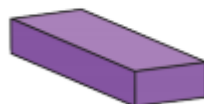
Oval



Cube



Cylinder



Cuboid



Sphere



Pyramid

✎ Tick the names of the shapes that have been used to make this picture.



☐ square

☐ rectangle

☐ circle

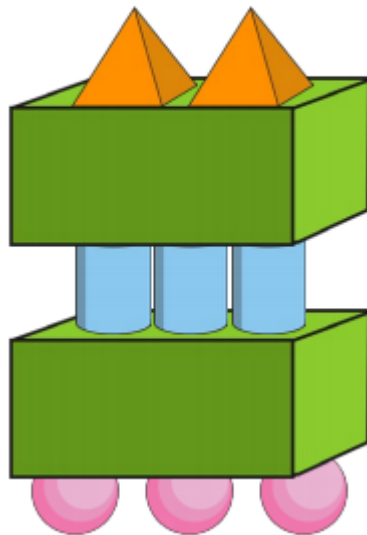
☐ triangle

☐ oval

☐ hexagon



Look at this model. Tick the shapes that have been used to make it.



- ☐ pyramid
- ☐ cone
- ☐ cylinder
- ☐ cube
- ☐ cuboid
- ☐ sphere

Questions:

Using the information above children will be asked questions about different shapes and be asked to name them or describe them.

Challenge 2:

The Activity

Provide loops made from string or elastic at least 3m long. For the task, these can be put on the ground or held in the air by children working in groups of three or four. Ask the children to make shapes with their loops and talk about what they see.

Describing

Have you seen a shape like this before? Where?

Put your shape near/inside/outside/under another one. What do you notice? See what you can make. Tell me about what you have made.